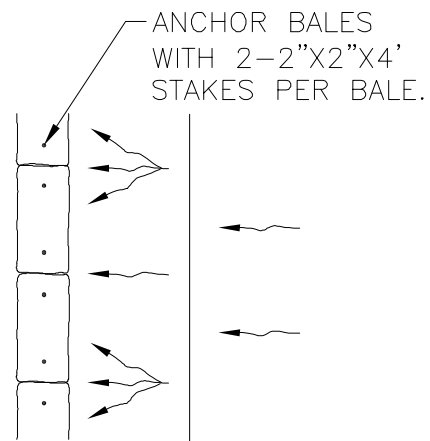
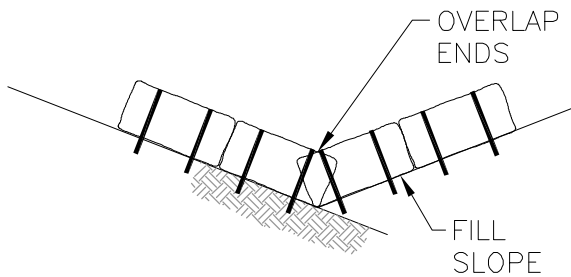


PLAN

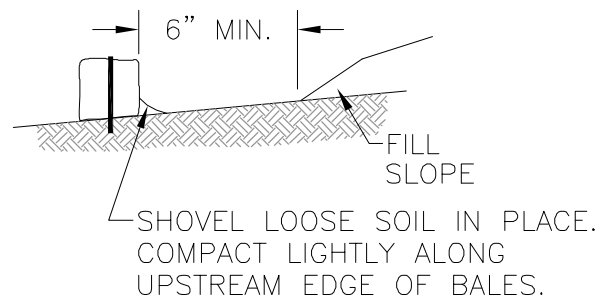


PLAN



ELEVATION

TO BE USED AT SELECTED SITES WHERE THE NATURAL GROUND SLOPES TOWARD THE TOE OF SLOPE.



ELEVATION

GROUND SLOPES AWAY FROM THE TOE OF SLOPE. TO BE USED AT SELECTED SITES

COMPLIES WITH F.D.O.T. DESIGN STANDARDS OF JAN. 2004 INDEX # 102

REVISED: SEPT-2009	POLLUTION CONTROL - HAY BALE INSTALLATION	STANDARD DETAIL
ISSUED: SEPT - 2009	CITY OF WEST PALM BEACH ENGINEERING SERVICES DEPT.	PC-1